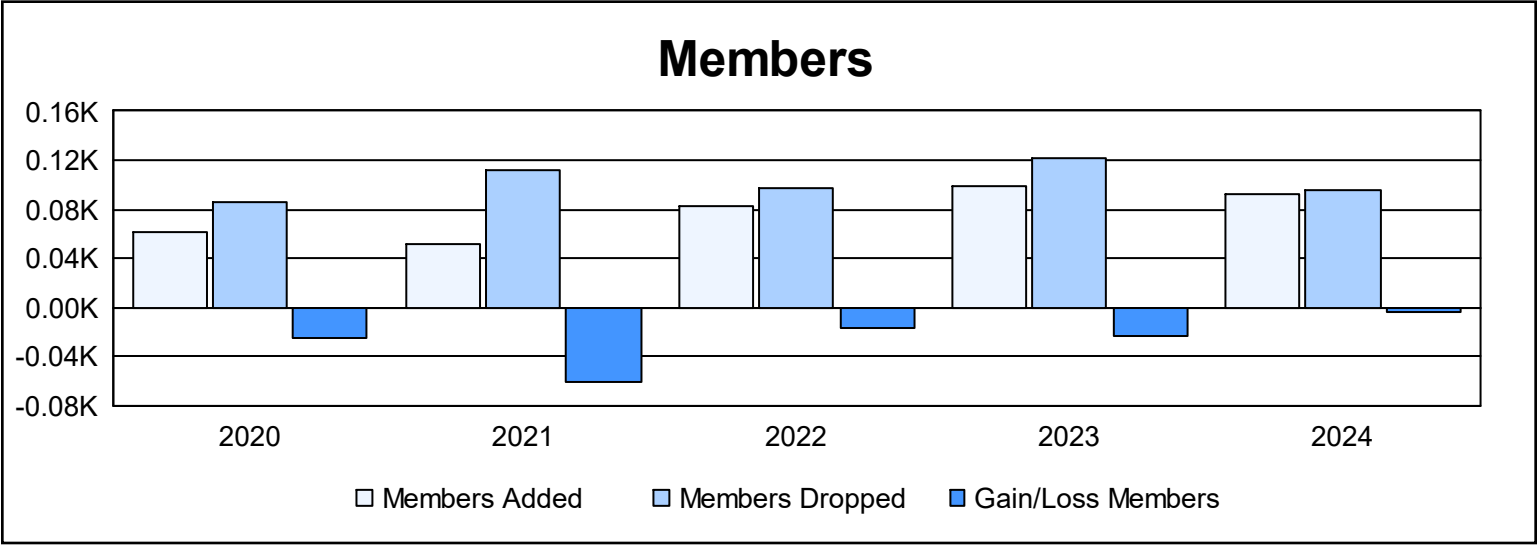
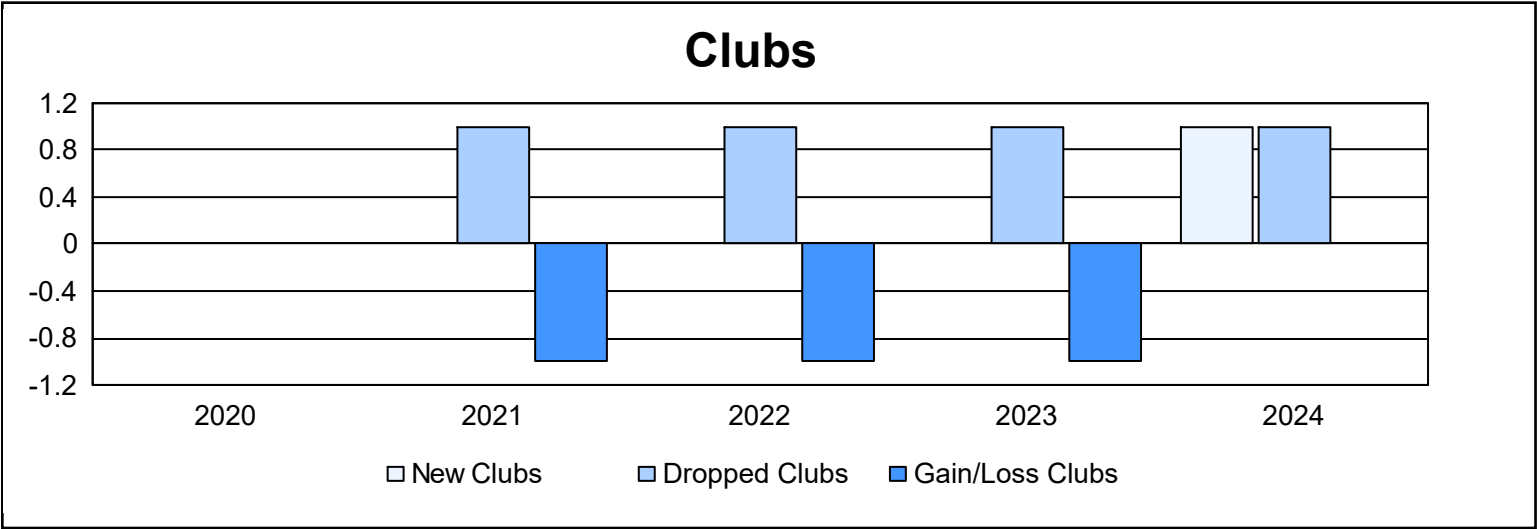
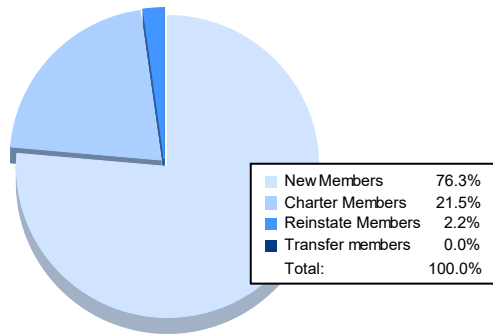


Year	New Clubs	Dropped Clubs	Gain/ Loss Clubs	New Members	Charter Members	Reinstate Members	Transfer Members	Total Member Added	Total Members Dropped	Gain/ Loss Members
2019-2020	0	0	0	50	0	3	8	61	86	-25
2020-2021	0	1	-1	48	0	2	2	52	112	-60
2021-2022	0	1	-1	74	0	3	5	82	98	-16
2022-2023	0	1	-1	73	7	2	17	99	122	-23
2023-2024	1	1	0	71	20	2	0	93	96	-3
Average	0	1	-1	63	5	2	6	77	103	-25



### Membership Composition June 2024 Cumulative



### Gender Composition June 2024 Cumulative

